

Figure 3. van't Hoff plot of the equilibrium involving free ions established in THF;  $B^- + N \rightleftharpoons N^- + B$ ;  $K_-$ .

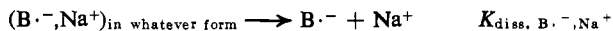
The results are presented graphically in Figure 2 and give  $\Delta H_B = -7.9$  kcal/mol,  $\Delta S_B = -32$  eu and  $\Delta H_N = -6.9$  kcal/mol,  $\Delta S_N = -32$  eu.

Let us also assume that the spectra of tight and loose pairs are independent of solvent. Then  $K_B$  can be independently calculated from the spectra of  $B^-, Na^+$  in THF, taking the spectra of  $B^-, Na^+$  in THP and DME as those of pure tight and loose pairs, respectively. The results of such calculations are included in Figure 2 and show perfect agreement with those derived from the electron-transfer equilibrium data. Unfortunately, the complexity and overlap of the spectra of  $N^-, Na^+$  prevent similar calculation of  $K_N$  from the spectroscopic data.

The validity of our hypothesis may also be checked by the following procedure. Addition of a small amount of a powerful solvating agent to a poor solvent converts the tight pairs into loose.<sup>4-8</sup> We examined, therefore, the equilibrium  $B^-, Na^+ + N \rightleftharpoons B + N^-$ ,  $Na^+$  in THP and THF solutions containing 10% by volume of tetraglyme. The results agreed well with those obtained in DME, showing that indeed  $K_{loose}$  is independent of the solvent.

Equilibrium between the tight and loose  $N^-, Na^+$  pairs in THF was studied by Hirota, *et al.*,<sup>9</sup> using esr techniques. His value  $K_N = 4.8$  reported for  $-70^\circ$  agrees well with ours, *viz.*, 4.5. However, his thermodynamic constants,  $\Delta H_N = -5.6$  kcal/mol and  $\Delta S_N = -24$  eu, differ somewhat from ours (see the caption of Figure 2). In a given solvent and for a given cation,  $\Delta S$  values for the equilibrium tight pairs  $\rightleftharpoons$  loose pairs seem to be independent of the nature of the aromatic anion. Indeed,  $\Delta S_B = -32$  eu,  $\Delta S_N = -32$  eu (the present studies), and  $\Delta S$  is again  $-33$  eu for the analogous fluorenyl system.<sup>4</sup> Hirota's value,  $\Delta S = -24$  eu, seems, therefore, too high.

The overall dissociation constants



and



in THF were determined<sup>10</sup> over a wide temperature

(4) T. E. Hogen-Esch and J. Smid, *J. Amer. Chem. Soc.*, **88**, 307 (1966).

(5) R. V. Slates and M. Szwarc, *ibid.*, **89**, 6043 (1967).

(6) (a) L. L. Chan and J. Smid, *ibid.*, **89**, 4547 (1967); (b) L. L. Chan, K. H. Wong, and J. Smid, *ibid.*, **92**, 1955 (1970).

(7) K. Höfelmann, J. Jagur-Grodzinski, and M. Szwarc, *ibid.*, **91**, 4645 (1969).

(8) L. Lee, R. Adams, J. Jagur-Grodzinski, and M. Szwarc, *ibid.*, **93**, 4149 (1971).

(9) N. Hirota, R. Corraway, and W. Schook, *ibid.*, **90**, 3611 (1968).

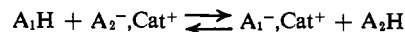
(10) P. Chang, R. V. Slates, and M. Szwarc, *J. Phys. Chem.*, **70**, 3180 (1966).

range. Combining these data with  $K_{\pm}$  shown in Figure 1, we calculate  $K_-$



Although the van't Hoff plots for  $K_{\text{diss. } B^-, Na^+}$ ,  $K_{\text{diss. } N^-, Na^+}$ , and  $K_{\pm}$  are all curved (see ref 10 and Figure 1), a linear plot was obtained for  $K_-$ , as shown in Figure 3.

In conclusion, we have substantiated our hypothesis that the electron-transfer equilibrium for a given type of ion pair is independent of the solvent. We have also shown how the equilibrium constants for the conversion tight pair  $\rightleftharpoons$  loose pair may be calculated from studies of electron-transfer reactions. Finally, let us stress that the effect of ion aggregation or ion-pair structure on the proton-transfer equilibrium



is the same as for the electron-transfer processes discussed in this communication. The mathematical and experimental approaches outlined here apply equally well to acid-base reactions. A fully documented account of this study will be published elsewhere.

**Acknowledgment.** Financial support of these investigations by the National Science Foundation is gratefully acknowledged.

Y. Karasawa, G. Levin, M. Szwarc\*

Department of Chemistry  
State University College of Forestry at Syracuse University  
Syracuse, New York 13210

Received June 30, 1971

### Deuterium Isotope Effects on Thermal Cyclobutene Isomerizations. An Investigation of Competitive Conrotatory Ring Openings<sup>1</sup>

Sir:

There have been numerous reports of attempts to utilize secondary deuterium isotope effects to characterize the mechanism of cycloaddition reactions and related molecular isomerizations and rearrangements.<sup>2</sup> Although interpretation of these data has been the subject of some controversy, deuterium isotope effects have nevertheless often provided additional insights to subtle aspects of reaction mechanisms.<sup>2,3</sup>

Our interest in the cyclobutene-1,3-butadiene interconversion has led us to consider the utility of secondary deuterium isotope effects in describing further the mechanism of thermal isomerization of cyclobutenes.<sup>4</sup> In particular it was evident that a cyclobutene derivative having trans 3,4-dideuterio substitution (**1**) could undergo ring opening by two different conrotatory

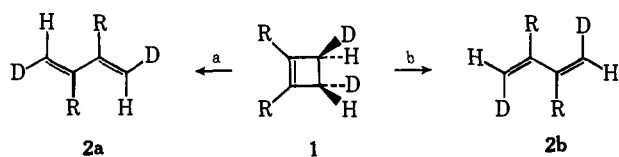
(1) This communication comprises a portion of a dissertation submitted by M. L. Honig in partial fulfillment of the requirements for the degree of Doctor of Philosophy in the Graduate School of the Polytechnic Institute of Brooklyn, 1970.

(2) (a) T. J. Katz and R. Dessau, *J. Amer. Chem. Soc.*, **85**, 2172 (1963); also R. Dessau, Ph.D. Thesis, Columbia University, New York, N. Y., 1965; (b) P. Brown and R. C. Cookson, *Tetrahedron*, **21**, 1993 (1965); (c) R. J. Crawford and D. M. Cameron, *J. Amer. Chem. Soc.*, **88**, 2589 (1966); (d) W. R. Dolbier, Jr., and S. H. Dai, *ibid.*, **90**, 5028 (1968); (e) J. E. Baldwin and J. A. Kapecki, *ibid.*, **92**, 4874 (1970); (f) K. Humski, R. Malojčić, S. Borčić, and D. E. Sunko, *ibid.*, **92**, 6534 (1970).

(3) E. A. Halevi, *Progr. Phys. Org. Chem.*, **1**, 109 (1963).

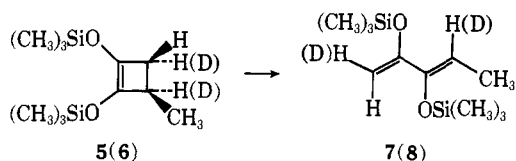
(4) For recent reviews see H. M. Frey, *Advan. Phys. Org. Chem.*, **4**, 183 (1965); and R. Criegee, *Angew. Chem., Int. Ed. Engl.*, **7**, 559 (1968).

modes,<sup>5</sup> pathways a and b, respectively, distinguishable by the stereochemistry of the deuterium in the resultant 1,3-butadienes, **2a** and **2b**. Should these processes be kinetically differentiated, then a ratio of products (**2a/2b**) different from unity might be anticipated. In this communication we report observations bearing on this expectation.



*trans*-3,4-Dideuterio-1,2-bis(trimethylsiloxy)cyclobutene (**1**) [ $R = \text{OSi}(\text{CH}_3)_3$ ] and *cis*-3,4-dideuterio-1,2-bis(trimethylsiloxy)cyclobutene (**3**), stereospecifically deuterated derivatives of 1,2-bis(trimethylsiloxy)cyclobutene (**4**), were prepared from *dl*-dimethylsuccinate- $d_2$  and *meso*-dimethylsuccinate- $d_2$ , respectively.<sup>6,7</sup> Isomerization of **1**, **3**, and **4** proceeded smoothly at *ca.* 180° ( $t_{1/2}$  *ca.* 90 min)<sup>8</sup> and the product in each case was easily characterized as 2,3-bis(trimethylsiloxy)-1,3-butadiene by the nmr spectra; these exhibited besides a singlet at  $\tau$  9.90 ( $\text{CH}_3\text{Si}$ ), two other well-separated and only slightly broadened singlets at 5.28 and 5.80 corresponding to the two different vinyl protons of the butadiene. Integration of these for products derived from **3** and **4** indicated a ratio indistinguishable from unity. In contrast, careful integration of the low-field singlets for the product obtained on isomerization of **1** gave an upfield-downfield ratio of 52.3:47.7,<sup>9,10</sup> revealing thereby an unequal proportion of **2a** and **2b** in this product.

To establish the identity of the predominant isomer in the mixture **2a** + **2b**, 3-methyl-1,2-bis(trimethylsiloxy)cyclobutene (**5**) and its *cis* 3,4-dideuterio derivative **6** were prepared starting with dimethyl pyrotartarate and *erythro*-dimethyl pyrotartarate- $d_2$ , respectively.<sup>6,7</sup> It was expected that the direction of conrotatory ring opening of these cyclobutenes would be controlled by the  $\text{C}_3$  methyl substituent<sup>11</sup> and that *trans*-2,3-bis(trimethylsiloxy)-1,3-pentadienes, **7** and **8**,



would be formed stereospecifically. The stereochemistry of deuterium in diene **8** would thus be defined

(5) R. B. Woodward and R. Hoffmann, "The Conservation of Orbital Symmetry," Academic Press, New York, N. Y., 1960.

(6) Acyloin cyclization in the presence of trimethylchlorosilane according to J. J. Bloomfield, *Tetrahedron Lett.*, 587 (1968).

(7) Appropriate  $d_2$  esters prepared by catalytic reduction under deuterium and/or diimide reduction in the presence of deuterium oxide.

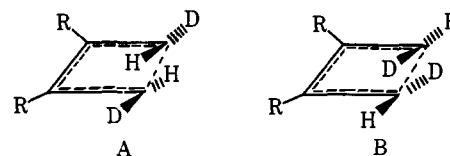
(8) J. J. Bloomfield, H. M. Frey, and J. Metcalfe have reported a study of the gas-phase thermal isomerization of **3** (*Int. J. Chem. Kinet.*, **3**, 85 (1971)). We wish to thank the authors for making their manuscript available to us prior to publication.

(9) Integration by planimetry; standard deviation less than  $\pm 0.5\%$ . Similar ratios were evident after *ca.* 30% isomerization of **1** as well as after prolonged heating of the diene mixture (**2a** + **2b**).

(10) Although appropriate rate data for the formation of **2a** + **2b** were not obtained, a kinetic effect appears most probable.

(11) For instance, 3-methylcyclobutene gives only *trans*-1,3-pentadiene on isomerization: E. Gil-Av and J. Shabtai, *J. Org. Chem.*, **29**, 257 (1964).

and nmr assignments could be made unambiguously. In fact, the vinyl proton region in the nmr of diene **7** consisted of singlets at  $\tau$  5.73 and 5.34 and a quartet ( $J \sim 7.0$  Hz) at 4.60, whereas the nmr of diene **8** exhibited a singlet at 5.34.<sup>12</sup> Hence the high-field vinyl singlet in the nmr spectrum of **7** and **8** and by analogy the high-field singlet in the nmr spectrum of **2** [ $R = \text{OSi}(\text{CH}_3)_3$ ] represents a proton *cis* to the trimethylsilyloxy substituent, allowing therefore the conclusion that the predominant isomer formed on thermolysis of **1** [ $R = \text{OSi}(\text{CH}_3)_3$ ] is the *trans,trans*  $d_2$  isomer **2b** [ $R = \text{OSi}(\text{CH}_3)_3$ ]. This conclusion is taken as evidence for selection between the two competitive conrotatory cyclobutene ring openings.<sup>10</sup> Considering further the importance of steric effects in such isomerizations,<sup>4</sup> our observations might best be explained in terms of the so-called "steric" deuterium isotope effect,<sup>3,13</sup> that is, as a consequence of the smaller effective size of carbon-bound deuterium compared with hydrogen. According to this view, the data thus reveal a preference for transition states involving deuterium-deuterium interaction over those involving hydrogen-hydrogen interaction (**B** vs. **A**). Simplified models of such processes suggest



further that severe crowding will occur in nearly planar transition states *only* if the extent of  $\text{C}_2$ - $\text{C}_4$  bond cleavage is small and such transition states could thus be characterized as "closed." Evaluation of the kinetic secondary deuterium isotope effect for cyclobutene has led to a similar view,<sup>14</sup> although our study also shows a considerable variation in isotope effect (as might be expected) with  $\text{C}_3$ - $\text{C}_4$  disubstitution. A complete report of these results will be forthcoming.

**Acknowledgment.** Partial support of this research by the Research Corporation is gratefully acknowledged. We also recognize the generous support of the Department of Chemistry, Polytechnic Institute of Brooklyn.

(12) Actually, the intensity of the quartet at  $\tau$  4.60 and singlet at 5.73 was 30-70% of that expected, depending on the extent of deuterium incorporation.

(13) K. Mislow, R. Graeve, A. J. Gordon, and G. H. Wahl, Jr., *J. Amer. Chem. Soc.*, **86**, 1733 (1964); L. Melander and R. E. Carter, *ibid.*, **86**, 295 (1964); *Acta Chem. Scand.*, **18**, 1138 (1964); H. C. Drown and G. J. McDonald, *J. Amer. Chem. Soc.*, **88**, 2514 (1966).

(14) M. L. Honig, Ph.D. Thesis, Polytechnic Institute of Brooklyn, Brooklyn, N. Y., June 1970.

\* To whom inquiries concerning this communication should be addressed at the University of Missouri—St. Louis.

Rudolph Ernst K. Winter,\* Milton L. Honig

Department of Chemistry, Polytechnic Institute of Brooklyn  
Brooklyn, New York 11201

Department of Chemistry, University of Missouri—St. Louis  
St. Louis, Missouri 63121

Received June 1, 1971

## Novel Aryl Cyclic Sulfonium Zwitterions that Polymerize when Heated

Sir:

We wish to report a new class of zwitterion compounds in which the positive and negative sites are